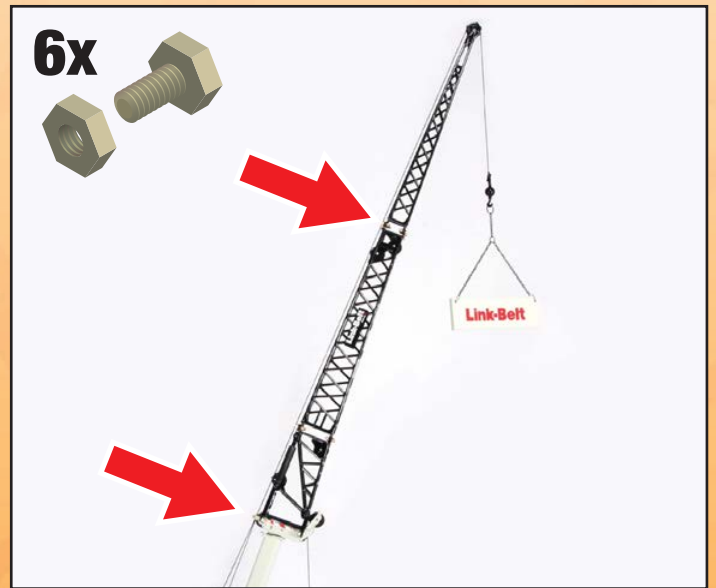




# Instruction sheet

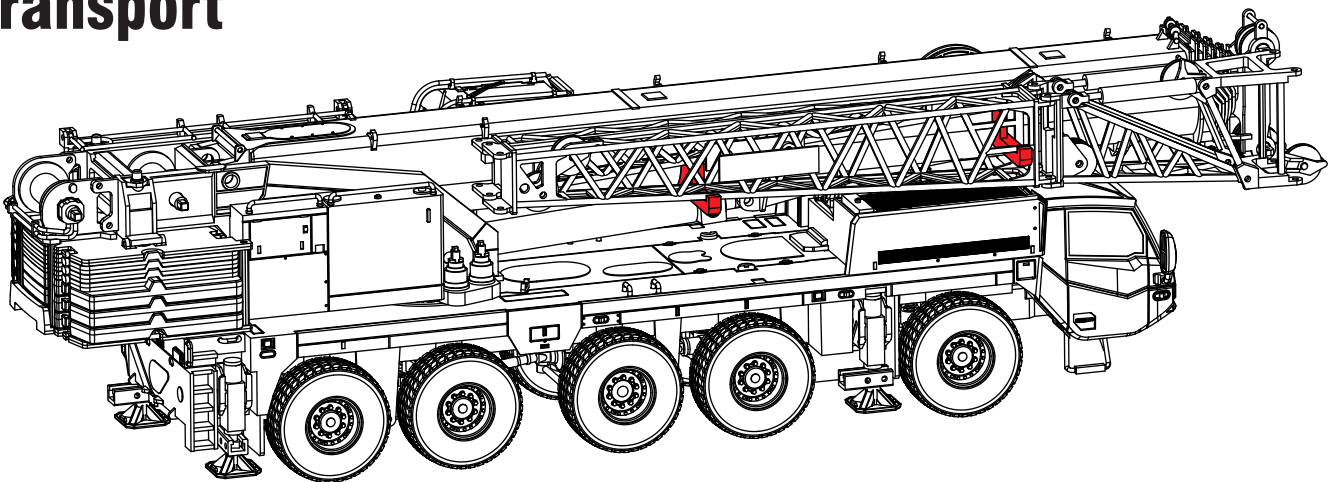
## *Bedienungsanleitung*







### Link-Belt 175 | AT





## Transport





The telescopes must be pulled out from biggest diameter to smallest. From the first position the respective safety catch must be pressed to extend the segments entirely. Please be sure that each telescope is locked.

*Die einzelnen Teleskope müssen von groß nach klein herausgezogen werden. Ab der ersten Position muß die jeweilige Sicherungsraste gedrückt werden um die Segmente vollständig auszufahren. Achten Sie darauf, daß jedes einzelne Teleskop einrastet.*

When retracting the boom, make sure it is fully extended at all sections in position 2, start retracting all sections one by one, starting at top section.

*Beim zurückziehen des Auslegers, vergewissern Sie sich, dass er in allen Sektionen in Position 2 vollständig ausgefahren ist, und starten Sie alle Sektionen mit dem Höchsten beginnend einen nach dem anderen einzufahren.*

