



Bedienungsanleitung





Instruction sheet



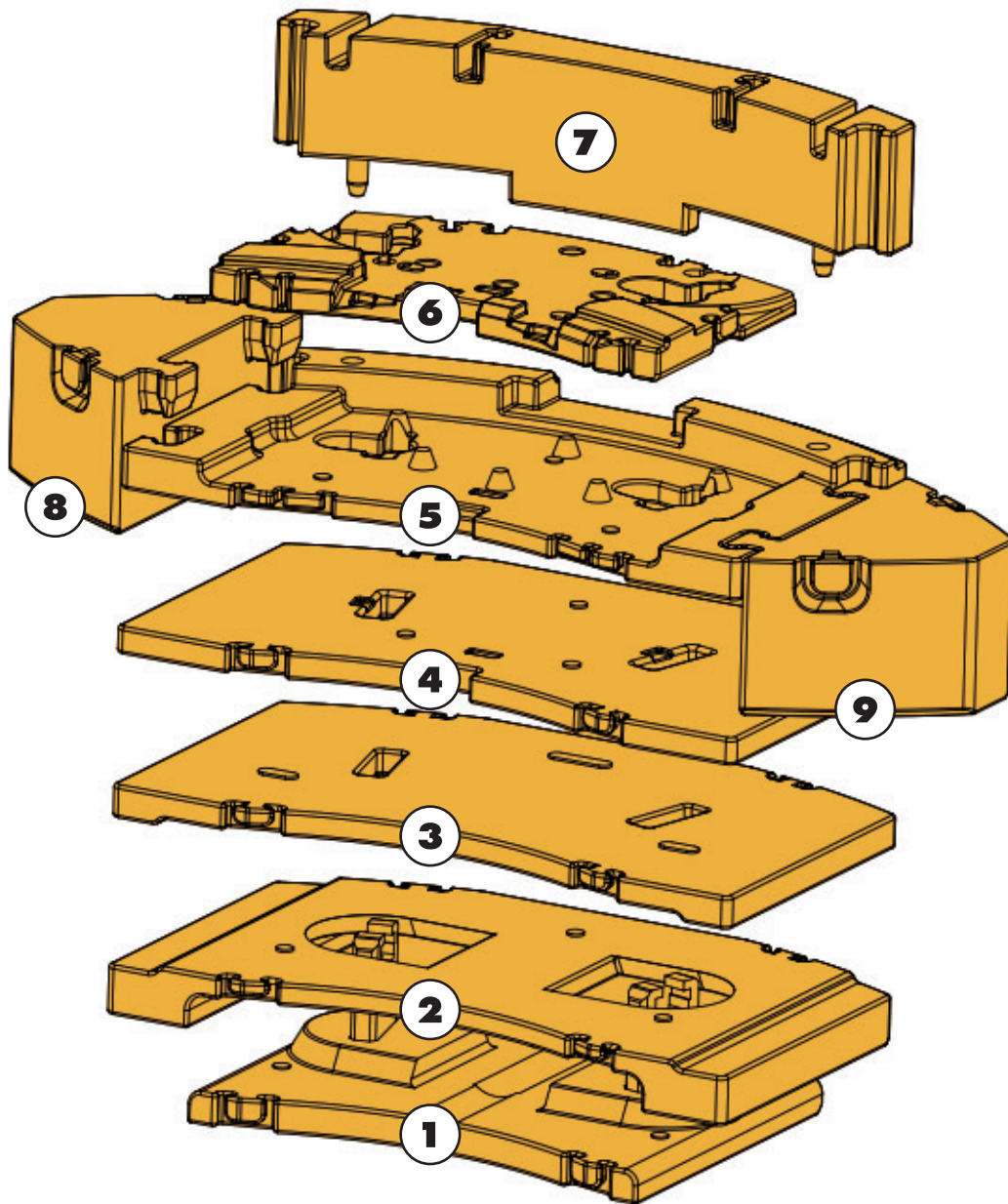
LTM 1250-5.1





LIEBHERR














Jetzt können die einzelnen Teleskope, von groß nach klein, herausgezogen werden. Achten Sie darauf, daß jedes einzelne Teleskop einrastet.




Now, the telescopes can be pulled out from biggest diameter to smallest. Please be sure that each telescope is locked.



Beim zurückziehen des Auslegers, vergewissern Sie sich, dass er in allen Sektionen in Position 2 vollständig ausgefahren ist, und starten Sie alle Sektionen mit dem Höchsten beginnend einen nach dem anderen einzufahren.

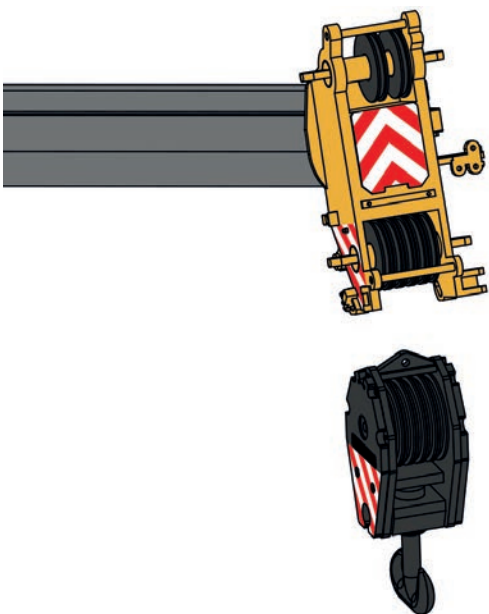
When retracting the boom, make sure it is fully extended at all sections in position 2, start retracting all sections one by one, starting at top section.



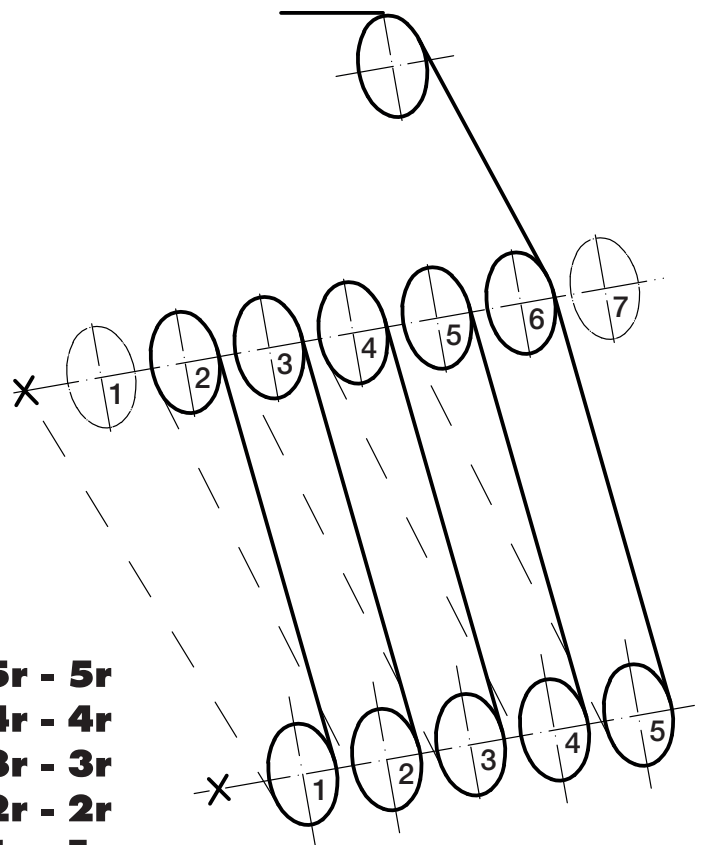


10-fach Einschersystem des Schwerlasthakens:

10-fold reeving system of heavy weight hook:



6f - 5f	5r - 5r
5f - 4f	4r - 4r
4f - 3f	3r - 3r
3f - 2f	2r - 2r
2f - 1f	1r - F

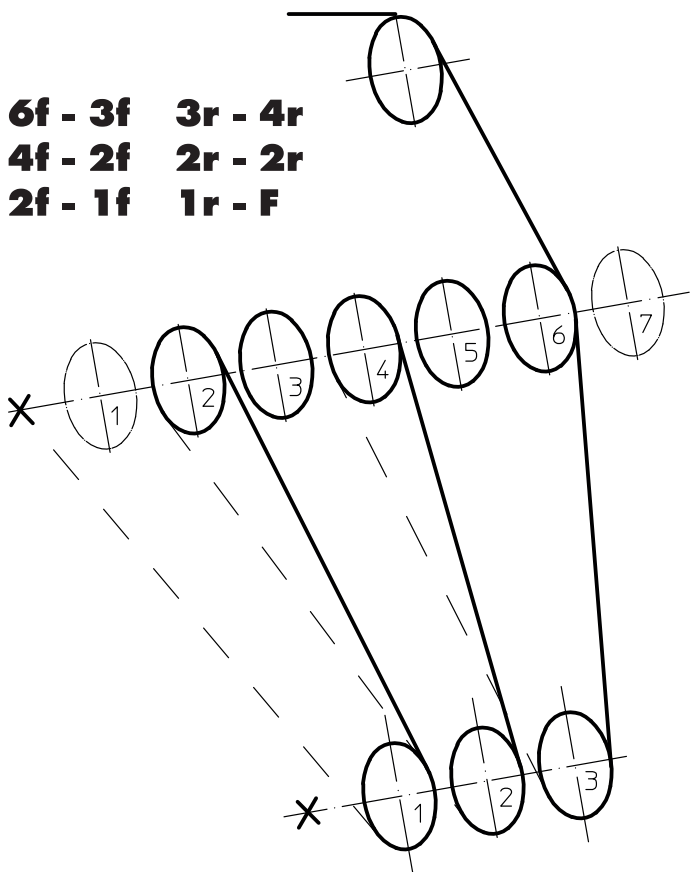


Weitere Einschermöglichkeiten Other reeving opportunities

6-fach Einschersystem des
Schwerlasthakens:

6-fold reeving system of
heavy weight hook:

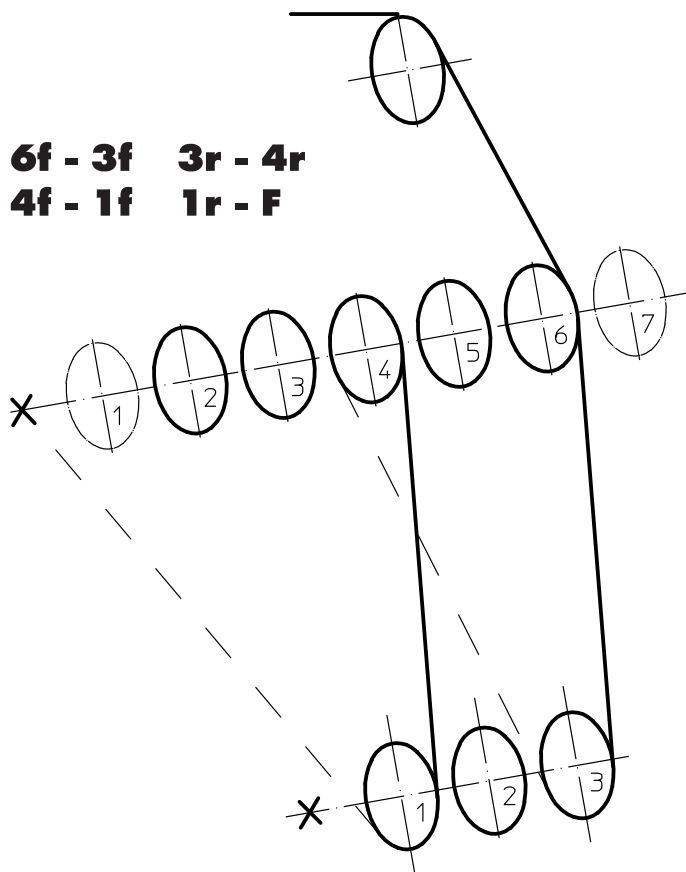
6f - 3f 3r - 4r
4f - 2f 2r - 2r
2f - 1f 1r - F



4-fach Einschersystem des
Schwerlasthakens:

4-fold reeving system of
heavy weight hook:

6f - 3f 3r - 4r
4f - 1f 1r - F



Transport Position

